

Sept. 28, 2021

AGENDA OF A MEETING OF THE COUNCIL OF THE MUNICIPAL DISTRICT OF FAIRVIEW NO. 136, TO BE HELD IN THE COUNCIL CHAMBERS, MUNICIPAL DISTRICT OF FAIRVIEW NO. 136, FAIRVIEW, ALBERTA AT 9:00 A.M. ON TUESDAY, SEPTEMBER 28, 2021

- 9:00 A.M.
1. CALL TO ORDER
 2. ADOPTION OF AGENDA
 3. ADOPTION OF MINUTES
 - * A. Council Meeting Minutes –September 14, 2021
 4. FINANCE
 - * A. Bank Reconciliation – August 31, 2021
 - * B. Financial Statement – August 31, 2021
 5. STAFF REPORTS
 - * A. Director of Agriculture and Parks Report
 - * B. Director of Public Works Report
 - * C. CAO Report
 6. COUNCILLOR CONCERNS
 7. DELEGATIONS
- 10:00 AM
- A. Pam Davidson, Senate Candidate – Conference Call Meeting
 8. DEVELOPMENT & SUBDIVISIONS
 9. COMMITTEE/BOARD REPORTS
 10. OLD BUSINESS
 - * A. Pending Report from September 14, 2021
 - * B. 2021 Capital Budget – Loader Purchase
 - * C. 2021 Municipal Election – Advance Poll Dates
 - * D. 2021 Capital Budget – Recycle Bin Cement Work
 11. NEW BUSINESS
 - * A. Federal Stat Holiday – Indigenous Truth and Reconciliation Day
 12. INFORMATION ITEMS
 - * A. Accounts Payable Cheque List
 - * B. Fairview Fire Dept – Financial Report at Aug. 31, 2021
 - * C. Fairview Chamber of Commerce – Thank you
 - * D. Peace Library System – Sept. 18, 2021 Board Meeting Highlights
 13. NEXT MEETING
 14. CLOSED SESSION
 15. ADJOURNMENT

NOTE: ATTENDANCE MAY BE VIA ELECTRONIC MEANS:

<https://meetings.dialpad.com/mdinfo>

or by phone (long distance may apply)

781-448-4008 PIN#18984

Sept. 28, 2021

MINUTES OF A COUNCIL MEETING OF THE COUNCIL OF THE MUNICIPAL DISTRICT OF FAIRVIEW NO. 136, HELD IN COUNCIL CHAMBERS, THE MUNICIPAL DISTRICT OF FAIRVIEW MUNICIPAL OFFICE, FAIRVIEW ALBERTA ON TUESDAY, SEPTEMBER 28, 2021 COMMENCING AT 9:00 A.M.

PRESENT AT THE MEETING:

COUNCIL MEMBERS PRESENT:

Peggy Johnson Reeve
Ray Skrepnek Councillor
Bev Wieben Councillor
James Adams Councillor - Via Teleconference

REGRETS:

Phil Kolodychuk Councillor

OTHERS IN ATTENDANCE:

Sandra Fox Chief Administrative Officer
Lyndsey Lawrence Director, Legislative Services/Development Officer

CALL TO ORDER

Reeve Johnson called the meeting to order at 9:05 a.m.

AGENDA

MOTION #21-383

Councillor Skrepnek

Moved that Council adopt the agenda for the September 28, 2021 Council meeting as presented.

CARRIED.

MINUTES

MOTION #21-384

Reeve Johnson

Moved that Council approve the September 14, 2021 Council Meeting Minutes as presented.

CARRIED.

FINANCE

BANK RECONCILIATION

The Bank Reconciliation ending August 31, 2021 was provided for Council's review. Attached as Schedule "A".

MOTION #21-385

Councillor Wieben

Moved that the Bank Reconciliation ending August 31, 2021 be accepted as presented.

CARRIED.

**FINANCIAL
STATEMENTS**

The Financial Statement ending August 31, 2021 was provided for Council's review. Attached as Schedule "B".

MOTION #21-386
Councillor Wieben

Moved that the Financial Statement ending August 31, 2021 be accepted as presented.

CARRIED

STAFF REPORTS

**DIRECTOR,
AGRICULTURE
AND PARKS
REPORT**

Director, Agriculture and Parks, Fred Sawchuk's report was provided to Council for review.

MOTION #21-387
Councillor Wieben

Moved that Council receive the Director, Agriculture and Parks report as presented.

CARRIED.

Director, Public Works, Kevin Morrison joined the meeting at 9:11 a.m.

**DIRECTOR,
PUBLIC WORKS
REPORT**

Director, Public Works, Kevin Morrison presented his report to Council.

MOTION #21-388
Councillor Skrepnek

Moved that Council receive the Director, Public Works' report as presented.

CARRIED.

COUNCILLOR CONCERNS

Councillor Wieben indicated that there are ratepayers who have had dust control applied who have contacted her regarding getting ruts worked up or otherwise fixed. Kevin Morrison indicated that the Public Works Department is inspecting certain areas periodically and attending to these areas as needed.

Reeve Johnson inquired as to the long-term intention regarding graveling of dead-end roads in the municipality. CAO Fox indicated that there is a priority list regarding graveling of roads. Kevin Morrison added that graveling these roads are particularly time-intensive as they require the use of box-trucks; these roads will be graveled when time allows, according to their condition and priority.

They have roughly 545 miles of road to complete, and on an average year they are able to gravel approximately 130 miles.

Councillor Wieben inquired as to whether the Public Works Department is adding more riprap to RGE RD 40 south of Highway 2.

Councillor Wieben indicated that there is erosion in coulees occurring on RGE RDs 34 and 35 south of TWP RD 804.

Kevin Morrison left the meeting at 9:45 a.m.

**CAO
REPORT**

Chief Administrative Officer, Sandra Fox presented the CAO's report to Council.

MOTION #21-389

Councillor Skrepnek

Moved that Council receive the Chief Administrative Officer's report as presented.

CARRIED.

DELEGATION – PAM DAVIDSON, SENATE CANDIDATE

The delegation, Pam Davidson, joined the meeting at 10:04 a.m.

The delegation provided an overview of her personal and professional background.

Councillor Wieben inquired as to the delegation's position regarding property rights. The delegation indicated that it is a top priority.

Councillor Wieben inquired as to the delegation's position regarding coal mining in Alberta. The delegation is in support of the resource extraction in an environmentally sensitive manner.

Councillor Wieben inquired as to the delegation's position regarding a transportation corridor from Fort McMurray to Alaska. The delegation is in support of this idea and believes that it would be good for Northern communities, particularly in the Peace region.

The delegation indicated that her team will be sending a petition for the Federal Government to respect the Alberta government's choice of senate nominee. Reeve Johnson indicated that the Municipality will remain non-partisan, but individuals can make their own personal choice.

Councillor Wieben inquired as to how many people are seeking senate election – the delegation indicated that there are sixteen.

The delegation, Pam Davidson, left the meeting at 10:14 a.m.

Council recessed at 10:14 a.m.

Council resumed at 10:22 a.m.

DEVELOPMENT & SUBDIVISIONS

No items.

COMMITTEE/ BOARD REPORTS

Councillors reported on the following Board/Committee meetings they attended:

Councillor Skrepnek reported on the following Committee/Board Meetings from September 14, 2021 to September 27, 2021:

September 16, 2021: Fairview Public Library

September 18, 2021: Peace Library System – Plan of Service meeting (Via Zoom)

September 18, 2021: Peace Library System – Board of Directors (Via Zoom)

Councillor Adams reported on the following Committee/Board Meetings from August 18, 2021 to September 27, 2021:

August 26, 2021: Chamber of Commerce Directors Meeting
August 30, 2021: MPTA Board Meeting (Attempt to call-in, but ended)

Councillor Kolodychuk reported on the following Committee/Board Meetings
September 14, 2021 to September 27, 2021:
- No reports available.

Councillor Wieben reported on the following Committee/Board Meetings from
August 18, 2021 to September 27, 2021:
- No meetings to report.

Reeve Johnson reported on the following Committee/Board Meetings from
September 14, 2021 to September 27, 2021:
September 17, 2021: NAEL (Via Zoom)
September 23, 2021: Intermunicipal Collaborative Framework

OLD BUSINESS

**PENDING
REPORT**

MOTION #21-390
Councillor Wieben

Moved that the September 14, 2021
Pending Report be accepted as
presented.

CARRIED.

**2021 CAPITAL
BUDGET –
LOADER
PURCHASE**

MOTION #21-391
Councillor Wieben

Moved that Council rescind Motion
#21-347.

CARRIED.

MOTION #21-392
Councillor Wieben

Moved that Council approve the
purchase of a 2022 Model John Deere
477L High Lift Wheel Loader at a cost
of \$577,121.37 less trade-in value of
\$130,000.00 to be funded by Public
Works Reserve Funds, all amounts
subject to GST.

CARRIED.

**2021 MUNICIPAL
ELECTION –
ADVANCE POLL
DATES**

MOTION #21-393
Councillor Skrepnek

Moved that Council rescind Motion
#21-172.

CARRIED.

MOTION #21-394
Councillor Adams

Moved that Council set October 7 and
October 8, 2021 as the advance poll
dates for the 2021 municipal election,
to be held at the Municipal District of
Fairview No. 136 Council Chambers
from 9:00 a.m. to 4:00 p.m.

CARRIED.

**2021 CAPITAL
BUDGET –
RECYCLE
BIN CEMENT
PROJECT**

MOTION #21-395
Councillor Skrepnek

Moved that Council approve an amendment to the scope of work for the Recycle Bin Cement Project to change it from cement to new asphalt. Further, that Council accept the quote of \$40,930.70 plus GST from LGB Ltd. for replacement of the asphalt at the Recycle Bin Site at the municipal office.

CARRIED.

NEW BUSINESS

**FEDERAL
STATUTORY
HOLIDAY –
INDIGENOUS
TRUTH AND
RECONCILIATION
DAY**

MOTION #21-396
Councillor Wieben

Moved that Council amend the Municipal District of Fairview No. 136 Personnel Policy to recognize the federal Statutory Holiday of September 30, National Truth and Reconciliation Day, as a Statutory Holiday day off with pay for municipal employees.

CARRIED.

INFORMATION ITEMS

Council was presented with the following information for review:

- 12A: Accounts Payable Cheque List
- 12B: Fairview Fire Department – Financial Report at August 31, 2021
- 12C: Fairview Chamber of Commerce – Thank You
- 12D: Peace Library System – September 18, 2021 Board Meeting Minutes

MOTION #21-397
Councillor Skrepnek

Moved that Council accept the information items as presented.

CARRIED.

**COUNCIL
MEETING**

Next Council Meeting is scheduled for October 12, 2021 at 9:00 a.m.

**CLOSED
SESSION**

There were no closed sessions.

ADJOURNMENT

MOTION #21-398
Reeve Johnson

Moved that the September 28, 2021
Council Meeting be adjourned at
11:02 a.m.

CARRIED.

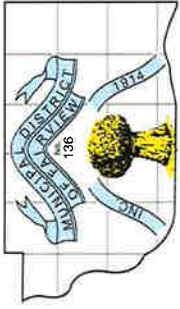


REEVE JOHNSON

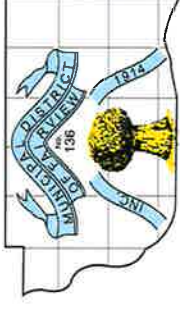


CAO

4A



MUNICIPAL DISTRICT OF FAIRVIEW #136



Bank Reconciliation

August 31, 2021

	CREDIT UNION					Total All Accounts
	General Account	Cemetery Trust Account	Public Land Trust Account	Tax Sale Proceeds Acct.		
Balance Forward	\$ 9,635,880.23	\$ 2,245.23	\$ 10,301.05	\$ 41,680.80	\$	\$ 9,690,107.31
Current Month Deposits	\$ 351,224.02	\$ -	\$ -	\$ -	\$	\$ 351,224.02
Interest Earned	\$ 5,693.54	\$ 0.19	\$ 1.75	\$ 7.08	\$	\$ 5,702.56
Subtotal	\$ 9,992,797.79	\$ 2,245.42	\$ 10,302.80	\$ 41,687.88	\$	\$ 10,047,033.89
A/P Disbursements	\$ 512,134.82	\$ -	\$ -	\$ -	\$	\$ 512,134.82
Payroll	\$ 114,172.35	\$ -	\$ -	\$ -	\$	\$ 114,172.35
Utilities	\$ 12,022.30	\$ -	\$ -	\$ -	\$	\$ 12,022.30
NSF/Stop Pmt/Service Charges/Adj	\$ 80.67	\$ -	\$ 3.00	\$ -	\$	\$ 83.67
Net Balance Month End	\$ 9,354,387.65	\$ 2,245.42	\$ 10,299.80	\$ 41,687.88	\$	\$ 9,408,620.75
Bank Statement Balance	\$ 9,430,200.26	\$ 2,245.42	\$ 10,299.80	\$ 41,687.88	\$	\$ 9,484,433.36
Outstanding Deposits	\$ 13,653.61	\$ -	\$ -	\$ -	\$	\$ 13,653.61
Subtotal	\$ 9,443,853.87	\$ 2,245.42	\$ 10,299.80	\$ 41,687.88	\$	\$ 9,498,086.97
Less Outstanding Cheques	\$ 89,466.22	\$ -	\$ -	\$ -	\$	\$ 89,466.22
Net Balance Month End	\$ 9,354,387.65	\$ 2,245.42	\$ 10,299.80	\$ 41,687.88	\$	\$ 9,408,620.75

Carol Quethen
Signature

4B



MD of Fairview
 Monthly Financial Statement
 For the Eight Months Ending August 31, 2021

	2020	2021 YTD	2021 Budget YTD	Variance
REVENUES				
General	6,404,714.02	6,394,938.44	6,443,538.00	48,599.56
Administration	114,148.69	110,266.31	1,756,559.00	1,646,292.69
Policing	100.00	100.00		(100.00)
Fire Protection	2,500.00	2,500.00	2,500.00	
ByLaw Enforcement	200.00	140.00	250.00	110.00
Public Works	146,092.17	219,549.15	1,590,084.00	1,370,534.85
Safety				
Airport	64,609.20	68,003.48	144,300.00	76,296.52
Gravel	35,698.48	19,574.42	45,000.00	25,425.58
Water	89,210.07	297,384.60	540,009.00	242,624.40
Sewer	16,240.53	17,640.00	32,000.00	14,360.00
Waste Management	15,285.50	15,242.00	23,000.00	7,758.00
Cemeteries	8,900.00	9,500.00	61,000.00	51,500.00
Economic and Land Development	5,163.00	5,513.00	7,200.00	1,687.00
ASB	2,832.75	128,935.17	127,457.00	(1,478.17)
Parks & Rec			29,435.00	29,435.00
Total Revenues	6,905,694.41	7,289,286.57	10,802,332.00	3,513,045.43
EXPENSES				
General	418,661.52	531,886.80	1,059,309.00	527,422.20
Council	47,095.95	40,428.08	188,500.00	148,071.92
Administration	629,252.80	632,359.65	1,028,068.00	395,708.35
Policing	161.60	9,369.68	59,197.00	49,827.32
Fire Protection	27,717.41	42,590.29	129,200.00	86,609.71
Public Safety	7,394.35	6,678.90	11,000.00	4,321.10
Ambulance and Health	10,455.00	29,653.00	29,650.00	(3.00)
Bylaw Enforcement	2,109.10	1,712.30	30,150.00	28,437.70
Public Works	958,396.03	876,897.82	3,487,478.00	2,610,580.18
Safety	29,842.44	17,057.10	56,460.00	39,402.90
Airport	55,941.04	78,999.55	140,580.00	61,580.45
Grading	418,129.69	389,843.12	657,735.00	267,891.88
Gravel	259,588.85	239,242.87	683,657.00	444,414.13
Water	164,769.36	161,859.66	1,826,772.00	1,664,912.34
Sewer	53,956.35	42,245.25	121,658.00	79,412.75
Waste Management	86,414.51	136,442.36	144,415.00	7,972.64
FCSS	36,409.79	35,032.25	39,750.00	4,717.75
Cemeteries	26,686.50	25,805.17	96,156.00	70,350.83
Planning and Development	92,361.86	88,092.00	91,425.00	3,333.00
Economic Development	7,138.56	7,295.36	11,655.00	4,359.64
ASB	276,345.62	262,630.11	445,684.00	183,053.89
Parks & Recreation	174,779.31	151,500.98	355,461.00	203,960.02
Culture	57,705.94	59,028.16	108,372.00	49,343.84
Total Expenses	3,841,313.58	3,866,650.46	10,802,332.00	6,935,681.54
Net Surplus (Deficit)	3,064,380.83	3,422,636.11	10,802,332.00	(3,422,636.11)




MD of Fairview
 Monthly Financial Statement
 For the Eight Months Ending August 31, 2021

REVENUES	2020	2021 YTD	2021 Budget YTD	Variance
General:				
1-00-111-00 RESIDENTIAL TAXES	1,247,167.12	1,292,042.47	1,293,488.00	1,445.53
1-00-112-00 COMMERCIAL TAXES	143,788.16	137,527.80	137,453.00	(74.80)
1-00-113-00 INDUSTRIAL TAXES	1,260,697.09	1,248,562.06	1,248,562.00	(0.06)
1-00-114-00 FARMLAND TAXES	622,332.90	622,418.40	622,355.00	(63.40)
1-00-116-00 REQUISITION - Designated Industrial Property	11,082.49	10,731.40	10,731.00	(0.40)
1-00-117-00 REQUISITION - Provincial School Tax	867,735.13	889,188.12	889,464.00	275.88
1-00-118-00 REQUISITION - North Peace Housing Foundation	158,792.75	159,067.15	159,120.00	52.85
1-00-190-00 POWER/PIPELINE INDUSTRIAL TAX	2,024,106.65	1,949,364.89	1,949,365.00	0.11
1-00-510-00 PENALTIES ON TAXES	10,610.28	56,447.05	70,000.00	13,552.95
1-00-529-00 OTHER-- INTEREST CHG ON ALL A/R	189.42	153.31	500.00	346.69
1-00-551-00 INTEREST EARNED ON GENERAL ACCOUNTS	58,156.32	29,371.67	60,000.00	30,628.33
1-00-557-00 DIVIDENDS	55.71	64.12	2,500.00	2,435.88
Total General	6,404,714.02	6,394,938.44	6,443,538.00	48,599.56
Administration:				
1-12-411-00 SALE OF MAPS	533.34	819.10	1,500.00	680.90
1-12-415-00 TAX CERTIFICATES	1,100.00	2,050.00	3,000.00	950.00
1-12-551-01 INT EARNED - FV Co-op Seed Cleaning Plant Loan		26,277.16	39,231.00	12,953.84
1-12-590-00 OTHER REVENUES FROM OWN SOURCES	728.10	7,024.05	1,000.00	(6,024.05)
1-12-860-00 MSI GRANT - Operating	71,529.00	70,888.00	70,888.00	
1-12-870-00 COND GRANT - SEARA		3,208.00		(3,208.00)
1-12-410-00 SALE OF GOODS AND SERVICES	15,145.48		650.00	650.00
1-12-580-00 MISC. REVENUE	25,112.77		500.00	500.00
1-12-750-00 Due from Operations (deferred Rev MSI Funds)			529,248.00	529,248.00
1-12-751-00 Due from Operations (deferred Rev FGT Funds)			97,650.00	97,650.00
1-12-752-01 Due From Operations - FCSCP Loan PMTS (Principal)			37,669.00	37,669.00
1-12-753-02 Due From Operations			12,000.00	12,000.00
1-12-850-00 MSI GRANT - Capital			963,223.00	963,223.00
Total Administration	114,148.69	110,266.31	1,756,559.00	1,646,292.69
Policing:				
1-21-530-00 FINES	100.00	100.00		(100.00)
Total Policing	100.00	100.00		(100.00)
Fire Protection:				
1-23-350-00 FROM OTHER LOCAL GOVERNMENTS	2,500.00	2,500.00	2,500.00	
Total Fire Protection	2,500.00	2,500.00	2,500.00	
ByLaw Enforcement:				
1-26-510-08 ANIMAL CONTROL - Impound Fees	80.00	50.00	50.00	
1-26-525-08 ANIMAL CONTROL - Tags/Licences	70.00	90.00	100.00	10.00
1-26-530-08 ANIMAL CONTROL - Fines/Penalties	50.00		100.00	100.00
Total ByLaw Enforcement	200.00	140.00	250.00	110.00



MD of Fairview
 Monthly Financial Statement
 For the Eight Months Ending August 31, 2021

	<u>2020</u>	<u>2021 YTD</u>	<u>2021 Budget YTD</u>	<u>Variance</u>
Public Works:				
1-32-413-00 SALES - Dust Control	28,549.37	29,715.50	40,000.00	10,284.50
1-32-414-00 Overweight Permit Fees	1,290.80	1,305.48	3,000.00	1,694.52
1-32-843-00 COND GRANT - Provincial Disaster Recovery Program		184,435.40	155,000.00	(29,435.40)
1-32-900-00 OTHER REVENUES	24,500.00	4,092.77	15,000.00	10,907.23
1-32-841-00 COND. GRANT - Federal Gas Tax Fund	91,752.00		192,084.00	192,084.00
1-32-764-00 DUE FROM RESERVES			1,185,000.00	1,185,000.00
Total Public Works	<u>146,092.17</u>	<u>219,549.15</u>	<u>1,590,084.00</u>	<u>1,370,534.85</u>
Safety				
Airport:				
1-33-350-00 FROM OTHER LOCAL GOVERNMENTS	29,517.29	34,027.38	70,000.00	35,972.62
1-33-410-00 SALE OF GOODS AND SERVICES - Fuel	29,993.57	26,814.93	40,000.00	13,185.07
1-33-560-00 AIRPORT PARKING & RENTAL	400.00	1,750.00	2,000.00	250.00
1-33-900-00 OTHER REVENUES	4,698.34	5,411.17	7,300.00	1,888.83
1-33-764-00 DUE FROM CAPITAL RESERVE			25,000.00	25,000.00
Total Airport	<u>64,609.20</u>	<u>68,003.48</u>	<u>144,300.00</u>	<u>76,296.52</u>
Gravel:				
1-35-430-10 SALE OF GOODS AND SERVICES	35,698.48	19,574.42	45,000.00	25,425.58
Total Gravel	<u>35,698.48</u>	<u>19,574.42</u>	<u>45,000.00</u>	<u>25,425.58</u>
Water:				
1-41-410-00 SALE OF GOODS AND SERVICES - Penalties	783.41	1,203.21	1,800.00	596.79
1-41-410-16 SALE OF GOODS AND SERVICES - Bluesky	32,553.25	34,573.75	60,000.00	25,426.25
1-41-410-17 SALE OF GOODS AND SERVICES - Whitelaw	12,319.30	13,926.90	25,000.00	11,073.10
1-41-420-10 Whitelaw Springs Water Truck Fill Station		10,978.14	25,000.00	14,021.86
1-41-420-16 Bluesky Hamlet Water Truck Fill Station	23,968.73	31,020.98	32,000.00	979.02
1-41-420-17 Whitelaw Hamlet Water Truck Fill Station	6,879.13	6,789.87	13,000.00	6,210.13
1-41-590-00 OTHER REVENUE FROM OWN SOURCES	12,706.25	10,891.75	20,000.00	9,108.25
1-41-830-16 AMWWP Grant - Bluesky		75,000.00		(75,000.00)
1-41-830-17 AMWWP Grant - Whitelaw		113,000.00		(113,000.00)
1-41-764-00 DUE FROM RESERVE			363,209.00	363,209.00
Total Water	<u>89,210.07</u>	<u>297,384.60</u>	<u>540,009.00</u>	<u>242,624.40</u>
Sewer:				
1-42-410-16 SALE OF GOODS AND SERVICES	8,320.00	8,960.00	16,000.00	7,040.00
1-42-410-17 SALE OF GOODS AND SERVICES	7,920.53	8,680.00	16,000.00	7,320.00
Total Sewer	<u>16,240.53</u>	<u>17,640.00</u>	<u>32,000.00</u>	<u>14,360.00</u>
Waste Management:				
1-43-410-16 SALE OF GOODS AND SERVICES	7,800.00	7,680.00	12,000.00	4,320.00
1-43-410-17 SALE OF GOODS AND SERVICES	7,485.50	7,562.00	11,000.00	3,438.00
Total Waste Management	<u>15,285.50</u>	<u>15,242.00</u>	<u>23,000.00</u>	<u>7,758.00</u>
Cemeteries:				
1-56-350-00 CONTRIBUTIONS FROM OTHER LOCAL GOVERNMENT	7,500.00	7,500.00	12,500.00	5,000.00




MD of Fairview
 Monthly Financial Statement
 For the Eight Months Ending August 31, 2021

	2020	2021 YTD	<u>2021 Budget YTD</u>	Variance
1-56-410-00 SALE OF GOODS AND SERVICES	1,400.00	2,000.00	1,500.00	(500.00)
1-56-920-00 TRANSFERRED FROM RESERVE			47,000.00	47,000.00
Total Cemeteries	<u>8,900.00</u>	<u>9,500.00</u>	<u>61,000.00</u>	<u>51,500.00</u>
Economic and Land Development:				
1-61-510-00 DEVELOPMENT PERMITS	1,020.00	870.00	3,000.00	2,130.00
1-61-560-00 Rental / Lease Revenue (MD Land)	4,143.00	4,643.00	4,000.00	(643.00)
1-61-410-00 SALE OF GOODS & SERVICES - Re-zoning Fee			200.00	200.00
Total Economic and Land Development	<u>5,163.00</u>	<u>5,513.00</u>	<u>7,200.00</u>	<u>1,687.00</u>
ASB:				
1-62-410-00 SALE OF GOODS AND SERVICES	1,115.00	1,911.96	500.00	(1,411.96)
1-62-560-00 EQUIPMENT RENTAL AND LEASE REVENUE	1,415.00	1,625.00	2,800.00	1,175.00
1-62-840-00 COND. GRANT - PROV. - ASB		123,907.21	123,907.00	(0.21)
1-62-900-00 OTHER REVENUES	302.75	1,491.00	250.00	(1,241.00)
Total ASB	<u>2,832.75</u>	<u>128,935.17</u>	<u>127,457.00</u>	<u>(1,478.17)</u>
Parks & Rec:				
1-72-750-00 ACP GRANT FUNDS			22,435.00	22,435.00
1-72-900-00 OTHER REVENUES			7,000.00	7,000.00
Total Parks & Rec			<u>29,435.00</u>	<u>29,435.00</u>
Total Revenues	<u>6,905,694.41</u>	<u>7,289,286.57</u>	<u>10,802,332.00</u>	<u>3,513,045.43</u>
EXPENSES				
General:				
2-00-751-00 GRANDE PRAIRIE CATHOLIC SCHOOL DIVISION #28	48,869.88	50,892.97	102,545.00	51,652.03
2-00-752-00 SCHOOL FOUNDATION PROGRAM	279,217.64	390,724.00	786,913.00	396,189.00
2-00-753-00 DESIGNATED PROPERTY ASSESSMENT REQUISITION	11,082.76	10,709.61	10,731.00	21.39
2-00-755-00 NORTH PEACE FOUNDATION	79,491.24	79,560.22	159,120.00	79,559.78
Total General	<u>418,661.52</u>	<u>531,886.80</u>	<u>1,059,309.00</u>	<u>527,422.20</u>
Council:				
2-11-132-00 AMEB BENEFITS	7,029.27	6,476.42	10,000.00	3,523.58
2-11-151-11 MEETING FEES (DIVISION 1)	7,997.34	7,407.35	30,000.00	22,592.65
2-11-151-12 MEETING FEES (DIVISION 2)	7,269.80	8,334.45	30,000.00	21,665.55
2-11-151-13 MEETING FEES (DIVISION 3)	6,547.78	4,462.87	25,000.00	20,537.13
2-11-151-14 MEETING FEES (DIVISION 4)	6,650.00	5,750.00	35,000.00	29,250.00
2-11-151-15 MEETING FEES (DIVISION 5)	2,928.15	5,514.09	30,000.00	24,485.91
2-11-211-11 MILEAGE & LODGING (DIV. 1)	1,646.71	574.10	4,500.00	3,925.90
2-11-211-12 MILEAGE & LODGING (DIV. 2)	720.55	494.47	2,500.00	2,005.53
2-11-211-13 MILEAGE & LODGING (DIV. 3)	1,529.86	88.00	2,500.00	2,412.00
2-11-211-14 MILEAGE & LODGING (DIV. 4)	1,917.46	258.76	2,500.00	2,241.24
2-11-211-15 MILEAGE & LODGING (DIV. 5)	12.05	72.30	3,000.00	2,927.70
2-11-213-15 MEAL ALLOWANCE (DIV. 5)		42.87	200.00	157.13
2-11-214-00 COUNCILOR CONFERENCE FEES	2,575.56	952.40	4,000.00	3,047.60



MD of Fairview
 Monthly Financial Statement
 For the Eight Months Ending August 31, 2021

	2020	2021 YTD	2021 Budget YTD	Variance
2-11-141-00 COUNCIL TRAINING			2,500.00	2,500.00
2-11-213-11 MEAL ALLOWANCE (DIV. 1)	114.28		200.00	200.00
2-11-213-12 MEAL ALLOWANCE (DIV. 2)	57.14		200.00	200.00
2-11-213-13 MEAL ALLOWANCE (DIV. 3)			200.00	200.00
2-11-213-14 MEAL ALLOWANCE (DIV. 4)	100.00		200.00	200.00
2-11-130-00 ER SHARE - CPP/EI			6,000.00	6,000.00
Total Council	47,095.95	40,428.08	188,500.00	148,071.92
Administration:				
2-12-111-00 SALARIES	304,886.19	276,896.86	420,000.00	143,103.14
2-12-130-00 ER SHARE - CPP/EI	17,801.62	16,808.83	18,000.00	1,191.17
2-12-132-00 AMEB BENEFITS	17,091.39	16,178.97	22,000.00	5,821.03
2-12-134-00 EMPLOYER'S SHARE LAPP	32,603.09	29,574.92	49,848.00	20,273.08
2-12-135-00 WORKERS COMPENSATION BOARD	6,684.00	2,710.19	6,270.00	3,559.81
2-12-141-00 STAFF TRAINING	175.00	931.38	1,500.00	568.62
2-12-211-00 LODGING AND MILEAGE	199.05	159.51	750.00	590.49
2-12-214-00 EMPLOYEE MEMBERSHIP&CONFERENCE FEES	501.00	1,357.78	1,000.00	(357.78)
2-12-215-00 FREIGHT & EXPRESS	86.52	74.28	500.00	425.72
2-12-216-00 POSTAGE	3,952.38	5,095.63	6,500.00	1,404.37
2-12-217-00 TELEPHONE / INTERNET	11,149.03	11,762.66	15,000.00	3,237.34
2-12-221-00 ADVERTISING	6,235.60	7,756.84	8,000.00	243.16
2-12-224-00 MUNICIPAL MEMBERSHIP FEES	2,415.00	7,727.41	9,000.00	1,272.59
2-12-231-00 ACCOUNTANT SERVICES	23,307.22	21,313.38	32,500.00	11,186.62
2-12-232-00 LEGAL SERVICES	9,137.60	3,673.29	10,000.00	6,326.71
2-12-239-00 COMPUTER SERVICES	49,633.44	67,506.21	90,000.00	22,493.79
2-12-252-00 REPAIRS OF BUILDING	2,012.46	1,863.25	5,000.00	3,136.75
2-12-256-00 CONTRACTED SERVICES (GENERAL)	1,333.11	2,425.88	4,000.00	1,574.12
2-12-257-00 CONTRACTED SERVICES - JANITOR	6,750.00	8,400.00	14,400.00	6,000.00
2-12-263-00 RENTAL & LEASE OF EQUIPMENT	3,588.33	4,267.80	6,000.00	1,732.20
2-12-274-00 INSURANCE	32.31	11,909.00	15,000.00	3,091.00
2-12-341-00 LAND TITLES SERVICES	380.00	313.00	500.00	187.00
2-12-342-00 ASSESSMENT SERVICES	74,344.40	35,836.58	62,000.00	26,163.42
2-12-510-00 STATIONERY & OFFICE SUPPLIES	8,983.36	7,835.80	12,000.00	4,164.20
2-12-518-00 PUBLIC RELATIONS (COUNCIL)	1,920.39	1,489.33	5,000.00	3,510.67
2-12-540-00 UTILITIES	22,122.82	20,174.83	9,500.00	(10,674.83)
2-12-764-01 Transfer to Reserve: FCSCP Loan PMTs		50,835.44	29,100.00	(21,735.44)
2-12-810-00 BANK CHARGES	583.57	586.62	1,000.00	413.38
2-12-910-00 CANCELLATION OF TAXES	19,893.80	16,692.70	16,500.00	(192.70)
2-12-920-00 WRITE-OFF OF BAD DEBT	(288.89)	201.31		(201.31)
2-12-950-00 CASH OVER/SHORT	(0.91)	0.04		(0.04)
2-12-990-00 PENNY ADJUSTMENTS	0.12	(0.07)		0.07
2-12-253-00 EQUIPMENT & FURNISHINGS (non-capital)	1,739.80		2,000.00	2,000.00
2-12-213-00 MEAL ALLOWANCE			200.00	200.00
2-12-218-00 ELECTION COSTS			4,000.00	4,000.00
2-12-220-00 ASSESSMENT REVIEW BOARD MEMBER COSTS			1,500.00	1,500.00
2-12-762-00 TRANS. TO CAPITAL FUNCTIONS			125,000.00	125,000.00
2-12-764-00 TRANSFER TO OPERATING RESERVE			12,500.00	12,500.00
2-12-764-03 Transfer to Reserves: Daycare Loan PYMTS			12,000.00	12,000.00
Total Administration	629,252.80	632,359.65	1,028,068.00	395,708.35
Policing:				



MD of Fairview
 Monthly Financial Statement
 For the Eight Months Ending August 31, 2021

	2020	2021 YTD	2021 Budget YTD	Variance
2-21-255-00 Provincial Policing		9,369.68	57,697.00	48,327.32
2-21-256-00 Rural Crime Watch	161.60		1,500.00	1,500.00
Total Policing	161.60	9,369.68	59,197.00	49,827.32
Fire Protection:				
2-23-256-00 FIRE DEPT. EXPENSES	27,717.41	41,556.13	98,000.00	56,443.87
2-23-257-00 SUPPRESSION COSTS WILDFIRE		100.00		(100.00)
2-23-274-00 INSURANCE		934.16	1,200.00	265.84
2-23-764-00 TRANSFER TO RESERVE			30,000.00	30,000.00
Total Fire Protection	27,717.41	42,590.29	129,200.00	86,609.71
Public Safety:				
2-24-256-00 CONTRACTED SERVICES - Dispatch Services	5,838.18	5,850.60	6,100.00	249.40
2-24-520-00 EMERG. PLANNING - Small Tools & Supplies	828.30	828.30	3,400.00	2,571.70
2-24-141-00 EMERGENCY PLANNING - Training	249.05		1,500.00	1,500.00
2-24-211-00 EMERGENCY PLANNING- Lodging & Mileage	478.82			
Total Public Safety	7,394.35	6,678.90	11,000.00	4,321.10
Ambulance and Health:				
2-25-770-00 GRANTS TO ORGANIZATIONS	2,406.00	29,653.00	29,650.00	(3.00)
2-25-256-00 MEDICAL CLINIC OPERATING COSTS	8,049.00			
Total Ambulance and Health	10,455.00	29,653.00	29,650.00	(3.00)
Bylaw Enforcement:				
2-26-256-08 ANIMAL CONTROL - CONTRACTED SERVICES	2,109.10	1,712.30		(1,712.30)
2-26-256-00 BYLAW ENFORCEMENT - Contracted Services			30,150.00	30,150.00
Total Bylaw Enforcement	2,109.10	1,712.30	30,150.00	28,437.70
Public Works:				
2-32-111-00 SALARIES	513,097.70	450,409.04	767,803.00	317,393.96
2-32-130-00 ER SHARE CPP/EI	31,899.67	30,651.89	40,000.00	9,348.11
2-32-132-00 AMEB BENEFITS	26,553.67	21,960.02	37,926.00	15,965.98
2-32-134-00 EMPLOYER'S SHARE LAPP	46,354.18	39,617.11	70,321.00	30,703.89
2-32-135-00 WORKERS COMPENSATION BOARD	9,738.80	3,981.63	9,211.00	5,229.37
2-32-136-00 EMPLOYER'S SHARE RRSP	264.30	313.13	967.00	653.87
2-32-141-00 STAFF TRAINING	293.00	387.95	500.00	112.05
2-32-211-00 LODGING AND MILEAGE		97.15	500.00	402.85
2-32-213-00 MEAL ALLOWANCE	100.68	23.69	200.00	176.31
2-32-214-00 EMPLOYEE MEMBERSHIP&CONFERENCE FEES	400.00	400.00	750.00	350.00
2-32-215-00 FREIGHT & EXPRESS	1,945.25	3,636.50	5,000.00	1,363.50
2-32-217-00 TELEPHONE / INTERNET	2,297.12	2,095.99	4,000.00	1,904.01
2-32-219-00 GPS Equipment & Fees	4,392.67	1,540.00	6,500.00	4,960.00
2-32-251-00 CONTRACTED LABOR - HEAVY EQUIPMENT	19.06	9,665.06	17,000.00	7,334.94
2-32-252-00 REPAIRS OF BUILDING	819.06	2,305.16	9,000.00	6,694.84
2-32-253-00 REPAIRS OF EQUIPMENT & FURNISHINGS	89.99	442.06	500.00	57.94
2-32-256-00 CONTRACTED SERVICES (GENERAL)	37,496.30	28,763.99	50,000.00	21,236.01
2-32-257-00 CONTRACTED REPAIRS (PARTS & LABOR) -VEHICLES	8,032.51	2,130.11	12,000.00	9,869.89
2-32-258-00 CONTRACTED SERVICES-Dust Control	64,328.48	96,130.32	125,000.00	28,869.68



MD of Fairview
 Monthly Financial Statement
 For the Eight Months Ending August 31, 2021

	2020	2021 YTD	2021 Budget YTD	Variance
2-32-259-00 RECYCLE CONTRACT FEES-SHOP	1,063.98	2,572.96	2,000.00	(572.96)
2-32-263-00 RENTAL & LEASE OF EQUIP and LAND	9,494.53	175.00	2,500.00	2,325.00
2-32-270-00 LICENCES & PERMITS	2,586.14	2,186.33	4,000.00	1,813.67
2-32-274-00 INSURANCE	(303.85)	17,165.70	19,000.00	1,834.30
2-32-510-00 STATIONERY & OFFICE SUPPLIES	253.00	906.87	2,000.00	1,093.13
2-32-520-00 SMALL TOOLS/SUPPLIES	17,983.05	21,900.84	30,000.00	8,099.16
2-32-521-00 FUEL AND OIL	73,009.06	55,644.72	115,000.00	59,355.28
2-32-522-00 SIGNAGE	2,235.80	1,955.20	5,000.00	3,044.80
2-32-523-00 BRIDGE AND CULVERT MATERIALS	27,575.38	41,417.00	100,000.00	58,583.00
2-32-524-00 TIRES AND TIRE REPAIR	5,873.15	5,382.97	5,000.00	(382.97)
2-32-525-00 PARTS FOR HEAVY EQUIPMENT	43,198.80	21,636.01	35,000.00	13,363.99
2-32-540-00 UTILITIES	12,562.29	11,403.42	40,000.00	28,596.58
2-32-233-00 ENGINEERING BRIDGES	13,210.00			
2-32-528-00 EROSION CONTROL	1,532.26		30,000.00	30,000.00
2-32-234-00 ENGINEERING - OTHER			2,000.00	2,000.00
2-32-762-00 TRANS. TO CAPITAL FUNCTIONS			1,748,800.00	1,748,800.00
2-32-764-00 TRANSFER TO CAPITAL RESERVE			190,000.00	190,000.00
Total Public Works	958,396.03	876,897.82	3,487,478.00	2,610,580.18
Safety:				
2-32-111-10 SALARIES	19,868.72	6,718.98	29,750.00	23,031.02
2-32-130-10 EMPLOYER'S SHARE - CPP/UIC	1,358.39	476.89	2,276.00	1,799.11
2-32-132-10 AMEB BENEFITS	1,701.28	550.65	1,572.00	1,021.35
2-32-134-10 EMPLOYER'S SHARE LAPP	1,907.16	699.11	2,789.00	2,089.89
2-32-135-10 WORKERS COMPENSATION BOARD	610.13	247.61	573.00	325.39
2-32-141-10 STAFF SAFETY TRAINING	649.38	3,212.27	5,500.00	2,287.73
2-32-256-10 CONTRACTED SERVICES (Safety)	300.00	2,905.00	4,000.00	1,095.00
2-32-520-10 SAFETY SUPPLIES	3,447.38	2,246.59	10,000.00	7,753.41
Total Safety	29,842.44	17,057.10	56,460.00	39,402.90
Airport:				
2-33-111-00 SALARIES	4,790.46	4,897.55	6,500.00	1,602.45
2-33-130-00 ER SHARE CPP/EI	329.26	345.86	450.00	104.14
2-33-132-00 AMEB BENEFITS	205.34	220.54	330.00	109.46
2-33-134-00 ER SHARE LAPP	428.38	440.26	650.00	209.74
2-33-135-00 WORKERS COMPENSATION BOARD	288.73	100.37	250.00	149.63
2-33-215-00 FREIGHT & EXPRESS		182.17	100.00	(82.17)
2-33-217-00 TELEPHONE / INTERNET	1,910.58	1,448.34	3,000.00	1,551.66
2-33-224-00 MEMBERSHIPS	650.00	200.00	600.00	400.00
2-33-256-00 CONTRACTED SERVICES - General	15,156.00	26,039.00	24,000.00	(2,039.00)
2-33-257-00 CONTRACTED SERVICES - Janitor	1,485.00	2,100.00	4,000.00	1,900.00
2-33-258-00 MONITORING & MAINTENANCE	3,000.00	2,750.00	6,500.00	3,750.00
2-33-270-00 LICENCES & PERMITS	204.39	208.05	400.00	191.95
2-33-274-00 INSURANCE		4,360.64	5,000.00	639.36
2-33-520-00 SMALL TOOLS/SUPPLIES	1,637.44	1,248.20	10,000.00	8,751.80
2-33-521-00 FUEL AND OIL	15,829.68	16,806.08	35,000.00	18,193.92
2-33-525-00 PARTS FOR REPAIRS	315.56	7,105.40	5,000.00	(2,105.40)
2-33-540-00 UTILITIES	7,824.98	9,115.79	12,000.00	2,884.21
2-33-810-00 BANK/VISA CHARGES	1,535.24	1,431.30	2,500.00	1,068.70
2-33-141-00 STAFF TRAINING	350.00		500.00	500.00
2-33-518-00 PROMOTIONS/PUBLIC RELATIONS			1,500.00	1,500.00




MD of Fairview
 Monthly Financial Statement
 For the Eight Months Ending August 31, 2021

	<u>2020</u>	<u>2021 YTD</u>	<u>2021 Budget YTD</u>	<u>Variance</u>
2-33-764-00 TRANSFER TO RESERVE			22,300.00	22,300.00
Total Airport	55,941.04	78,999.55	140,580.00	61,580.45
Grading:				
2-34-111-00 Salaries	197,832.87	167,056.56	259,984.00	92,927.44
2-34-130-00 ER SHARECPP/EI	13,618.62	11,752.32	17,647.00	5,894.68
2-34-132-00 AMEB BENEFITS	11,061.48	12,563.26	19,320.00	6,756.74
2-34-134-00 ER SHARE LAPP	17,018.91	15,995.86	25,017.00	9,021.14
2-34-135-00 WORKERS COMPENSATION BOARD	5,146.68	1,974.07	4,567.00	2,592.93
2-34-215-00 FREIGHT & EXPRESS	1,306.02	1,834.95	3,000.00	1,165.05
2-34-217-00 TELEPHONE	571.44	440.48	1,200.00	759.52
2-34-219-00 GPS EQUIPMENT & FEES	2,170.24	2,170.00	4,000.00	1,830.00
2-34-251-00 CONTRACTED LABOUR - GRADERS	5,005.22	1,621.25	6,000.00	4,378.75
2-34-274-00 INSURANCE	326.00	10,447.19	11,000.00	552.81
2-34-520-00 SMALL TOOLS & SUPPLIES	2,668.99	815.21	4,000.00	3,184.79
2-34-521-00 FUEL & OIL	123,266.49	114,017.61	200,000.00	85,982.39
2-34-522-00 BLADES & PICKS		22,736.00	40,000.00	17,264.00
2-34-524-00 TIRES & TIRE REPAIRS - GRADERS	3,001.02	2,016.90	10,000.00	7,983.10
2-34-525-00 PARTS FOR GRADERS	33,785.16	22,992.57	50,000.00	27,007.43
2-34-540-00 UTILITIES	1,350.55	1,408.89	2,000.00	591.11
Total Grading	418,129.69	389,843.12	657,735.00	267,891.88
Gravel:				
2-35-111-00 SALARIES HAULING	68,703.10	68,327.80	109,669.00	41,341.20
2-35-111-10 SALARIES LOADING	24,727.11	27,558.36	33,714.00	6,155.64
2-35-130-00 ER SHARE CPP/EI-HAULING	3,644.80	4,865.68	7,500.00	2,634.32
2-35-130-10 ER SHARE CPP/EI-LOADING	1,704.25	1,950.03	2,583.00	632.97
2-35-132-00 GRAVEL HAULING - AMEB	5,091.76	4,723.83	4,818.00	94.17
2-35-132-10 AMEB BENEFITS	1,881.58	2,420.37	3,000.00	579.63
2-35-134-00 GRAVEL HAULING-ER SHARE LAPP	6,556.60	4,823.79	11,551.00	6,727.21
2-35-134-10 GRAVEL LOADING-ER SHARE LAPP	2,306.88	2,573.92	4,000.00	1,426.08
2-35-135-00 WORKERS COMPENSATION BOARD	2,610.03	1,003.78	2,322.00	1,318.22
2-35-215-00 FREIGHT & EXPRESS - GRAVEL	137.89	683.40	500.00	(183.40)
2-35-217-00 TELEPHONE	350.64	432.89	1,500.00	1,067.11
2-35-219-00 GPS Equipment & Fees	911.50	910.00	2,000.00	1,090.00
2-35-251-00 Contracted Labour - Heavy Equipment GRAVEL	6,258.36	6,469.55	10,000.00	3,530.45
2-35-256-00 CONTRACTED SERVICES	31,488.87	16,798.64	55,000.00	38,201.36
2-35-274-00 INSURANCE	337.84	10,862.51	13,000.00	2,137.49
2-35-520-00 SMALL TOOLS/SUPPLIES	1,700.23	569.92	3,000.00	2,430.08
2-35-521-00 FUEL & OIL	49,860.13	48,498.68	100,000.00	51,501.32
2-35-524-00 TIRES & TIRE REPAIR - GRAVEL EQUIP	7,945.86	6,871.30	10,000.00	3,128.70
2-35-525-00 PARTS - HEAVY EQUIPMENT	15,237.20	27,811.50	17,000.00	(10,811.50)
2-35-540-00 UTILITIES	1,528.75	1,086.92	2,500.00	1,413.08
2-35-263-00 RENTAL/LEASE OF EQUIPMENT	26,605.47		25,000.00	25,000.00
2-35-760-00 TRANSFER TO CAPITAL FUNCTION - GRAVEL			15,000.00	15,000.00
2-35-764-00 TRANSFER TO OPERATING RESERVE			250,000.00	250,000.00
Total Gravel	259,588.85	239,242.87	683,657.00	444,414.13
Water:				
2-41-111-10 SALARIES	9,360.81	9,795.04	12,999.00	3,203.96




MD of Fairview
 Monthly Financial Statement
 For the Eight Months Ending August 31, 2021

	2020	2021 YTD	2021 Budget YTD	Variance
2-41-111-16 SALARIES	12,012.78	12,243.88	16,249.00	4,005.12
2-41-111-17 SALARIES	12,012.78	12,243.88	16,249.00	4,005.12
2-41-130-10 ER SHARE CPP/EI	643.26	691.71	882.00	190.29
2-41-130-16 ER SHARE CPP/EI	825.63	864.66	1,103.00	238.34
2-41-130-17 ER SHARE CPP/EI	825.63	864.66	1,103.00	238.34
2-41-132-10 AMEB BENEFITS	402.49	440.78	662.00	221.22
2-41-132-16 AMEB BENEFITS	514.56	551.16	828.00	276.84
2-41-132-17 AMEB BENEFITS	514.56	551.16	828.00	276.84
2-41-134-10 ER SHARE LAPP	840.08	880.55	1,251.00	370.45
2-41-134-16 ER SHARE LAPP	1,073.67	1,100.66	1,564.00	463.34
2-41-134-17 ER SHARE LAPP	1,073.67	1,100.66	1,564.00	463.34
2-41-135-10 Workers Compensation Board	605.53	247.61	464.00	216.39
2-41-135-16 Workers Compensation Board	605.53	247.61	573.00	325.39
2-41-135-17 Workers Compensation Board	478.26	200.75	573.00	372.25
2-41-141-00 STAFF TRAINING	1,860.00	910.21	2,500.00	1,589.79
2-41-211-00 LODGING AND MILEAGE		2,010.53	750.00	(1,260.53)
2-41-213-00 MEAL ALLOWANCE		345.78	750.00	404.22
2-41-215-10 FREIGHT & EXPRESS	206.38	86.68	1,000.00	913.32
2-41-215-16 FREIGHT & EXPRESS	1,293.87	980.63	1,500.00	519.37
2-41-215-17 FREIGHT & EXPRESS	1,533.32	1,017.05	1,500.00	482.95
2-41-217-10 TELEPHONE / INTERNET	184.52	175.00	500.00	325.00
2-41-217-16 TELEPHONE / INTERNET	909.38	899.86	1,500.00	600.14
2-41-217-17 TELEPHONE / INTERNET	2,483.78	2,507.28	3,500.00	992.72
2-41-219-16 GPS Equipment & Fees	175.00	175.00	500.00	325.00
2-41-219-17 GPS Equipment & Fees	175.00	175.00	500.00	325.00
2-41-224-00 MEMBERSHIP FEES	285.70	285.70	300.00	14.30
2-41-256-10 CONTRACTED SERVICES (GENERAL)	5,939.28	4,442.91	6,500.00	2,057.09
2-41-256-16 CONTRACTED SERVICES	9,428.80	6,455.34	12,000.00	5,544.66
2-41-256-17 CONTRACTED SERVICES (GENERAL)	5,435.01	18,811.04	16,000.00	(2,811.04)
2-41-257-00 Contracted Services Vehicle Parts & Labour	790.44	59.50	1,500.00	1,440.50
2-41-274-10 INSURANCE		4,564.50	4,500.00	(64.50)
2-41-520-10 SMALL TOOLS/SUPPLIES	2,141.01	104.83	2,000.00	1,895.17
2-41-520-16 SMALL TOOLS/SUPPLIES	2,170.41	643.18	2,000.00	1,356.82
2-41-520-17 SMALL TOOLS/SUPPLIES	2,426.83	645.28	2,000.00	1,354.72
2-41-521-00 FUEL and OIL - Utilities	5,786.45	4,213.97	8,000.00	3,786.03
2-41-525-10 PARTS FOR REPAIRS	335.96	1,116.19	1,000.00	(116.19)
2-41-525-16 PARTS FOR REPAIRS	1,641.56	1,223.81	2,500.00	1,276.19
2-41-525-17 PARTS AND REPAIRS	4,405.42	2,951.76	2,500.00	(451.76)
2-41-531-16 CHEMICAL	2,598.07	2,174.33	2,500.00	325.67
2-41-531-17 CHEMICAL	2,530.44	2,174.32	2,500.00	325.68
2-41-540-10 UTILITIES	5,252.46	5,705.24	7,500.00	1,794.76
2-41-540-16 UTILITIES	8,234.08	8,992.14	12,000.00	3,007.86
2-41-540-17 UTILITIES	5,824.97	6,509.04	9,000.00	2,490.96
2-41-541-16 UTILITIES-BLUESKY LINE	37,431.98	39,278.79	65,000.00	25,721.21
2-41-770-00 CONTRIB TO OTHER ORGANIZATIONS	200.00	200.00	200.00	
2-41-233-16 ENGINEERING SERVICES	11,300.00			
2-41-762-16 TRANSFER TP CAPITAL FUNCTIONS			1,545,880.00	1,545,880.00
2-41-764-16 TRANSFER TO RESERVES			50,000.00	50,000.00
Total Water	164,769.36	161,859.66	1,826,772.00	1,664,912.34
Sewer:				
2-42-111-16 SALARIES	4,863.81	4,897.55	6,500.00	1,602.45



MD of Fairview
 Monthly Financial Statement
 For the Eight Months Ending August 31, 2021

	2020	2021 YTD	2021 Budget YTD	Variance
2-42-111-17 SALARIES	4,863.76	4,897.29	6,500.00	1,602.71
2-42-130-16 ER SHARE CPP/EI	334.33	345.86	441.00	95.14
2-42-130-17 ER SHARE CPP/EI	334.10	345.69	441.00	95.31
2-42-132-16 AMEB BENEFITS	207.99	220.54	331.00	110.46
2-42-132-17 AMEB BENEFITS	207.39	220.06	331.00	110.94
2-42-134-16 ER SHARE LAPP	433.90	440.26	625.00	184.74
2-42-134-17 ER SHARE LAPP	433.53	440.38	625.00	184.62
2-42-135-16 Workers Compensation Board	239.13	100.37	232.00	131.63
2-42-135-17 Workers Compensation Board	238.32	100.37	232.00	131.63
2-42-215-16 FREIGHT AND EXPRESS	36.32	47.19	100.00	52.81
2-42-217-16 TELEPHONE	520.32	520.32	800.00	279.68
2-42-256-16 CONTRACTED SERVICES (GENERAL)	6,839.71	7,616.00	9,500.00	1,884.00
2-42-256-17 CONTRACTED SERVICES (GENERAL)	5,942.55	7,475.60	8,000.00	524.40
2-42-525-16 REPAIRS & MTNCE	448.40	212.90	1,000.00	787.10
2-42-525-17 REPAIRS & MTNCE	1,823.20	2,798.80	1,000.00	(1,798.80)
2-42-531-16 CHEMICALS	14,389.50	3,091.12	12,000.00	8,908.88
2-42-531-17 CHEMICALS	7,029.75	3,091.12	12,000.00	8,908.88
2-42-540-16 UTILITIES	1,899.49	2,408.31	3,000.00	591.69
2-42-540-17 UTILITIES	2,801.54	2,975.52	4,000.00	1,024.48
2-42-215-17 FREIGHT AND EXPRESS	69.31		100.00	100.00
2-42-764-16 TRANSFER TO RESERVE			53,900.00	53,900.00
Total Sewer	53,956.35	42,245.25	121,658.00	79,412.75
Waste Management:				
2-43-256-10 NORTH REGIONAL LANDFILL FILL REQUISITION	76,140.87	121,714.96	121,715.00	0.04
2-43-256-16 CONTRACTED SERVICES (GENERAL)	4,734.77	6,682.28	8,000.00	1,317.72
2-43-256-17 CONTRACTED SERVICES (GENERAL)	4,518.87	6,845.12	7,700.00	854.88
2-43-259-16 RECYCLE CONTRACT FEES-BLUESKY	500.00	600.00	3,500.00	2,900.00
2-43-259-17 RECYCLE CONTRACT FEES-WHITELAW	520.00	600.00	3,500.00	2,900.00
Total Waste Management	86,414.51	136,442.36	144,415.00	7,972.64
FCSS:				
2-51-770-00 GRANTS TO ORGANIZATIONS	36,409.79	35,032.25	39,600.00	4,567.75
2-51-151-00 MEETING FEES (MEMBER AT LARGE)			150.00	150.00
Total FCSS	36,409.79	35,032.25	39,750.00	4,717.75
Cemeteries:				
2-56-111-00 SALARIES	21,282.61	20,261.34	34,969.00	14,707.66
2-56-130-00 EMPLOYER'S SHARE - CPP/EI	1,517.23	1,505.30	3,091.00	1,585.70
2-56-135-00 WORKERS COMPENSATION BOARD	1,220.61	495.21	1,146.00	650.79
2-56-136-00 EMPLOYER'S SHARE RRSP	177.63	195.90	350.00	154.10
2-56-217-00 TELEPHONE	23.81	23.81	200.00	176.19
2-56-256-00 CONTRACTED SERVICES		46.48	150.00	103.52
2-56-274-00 INSURANCE		222.56	250.00	27.44
2-56-520-00 SMALL TOOLS/SUPPLIES	548.68	1,289.82	1,000.00	(289.82)
2-56-521-00 FUEL AND OIL	1,509.23	975.89	2,000.00	1,024.11
2-56-525-00 REPAIRS AND MAINTENANCE	406.70	788.86	1,000.00	211.14
2-56-762-00 TRANSFER TO CAPITAL FUNCTIONS			52,000.00	52,000.00
Total Cemeteries	26,686.50	25,805.17	96,156.00	70,350.83



MD of Fairview
 Monthly Financial Statement
 For the Eight Months Ending August 31, 2021

	2020	2021 YTD	2021 Budget YTD	Variance
Planning and Development:				
2-61-141-00 Staff and Member Training		100.00	1,000.00	900.00
2-61-221-00 ADVERTISING-LAND DEVELOPMENT	720.00	392.00	1,500.00	1,108.00
2-61-256-00 LAND DEVELOPMENT - CONTRACTED SERVICES	729.02	1,325.00	2,500.00	1,175.00
2-61-257-00 Planning Contract Services (MMSA)	85,000.00	86,275.00	86,275.00	
2-61-211-00 LODGING AND MILEAGE	812.84			
2-61-213-00 Meal Allowance	100.00			
2-61-770-00 GRANTS	5,000.00			
2-61-151-00 Member-at-large meeting fees			150.00	150.00
Total Planning and Development	92,361.86	88,092.00	91,425.00	3,333.00
Economic Development:				
2-61-221-02 Advertising/Promotion ECON DEV		1,850.00		(1,850.00)
2-61-224-02 MUNICIPAL MEMBERSHIPS	6,838.56	4,555.36	4,555.00	(0.36)
2-61-770-02 GRANTS TO IND/ORGS - (Econ Dev)		750.00	7,100.00	6,350.00
2-61-773-02 GRANTS TO OTHER LOCAL GOV'T (ECON DEV)	300.00	140.00		(140.00)
Total Economic Development	7,138.56	7,295.36	11,655.00	4,359.64
ASB:				
2-62-111-17 AG. FIELDMAN SALARY	49,619.52	50,115.68	75,173.00	25,057.32
2-62-111-33 SALARIES - WEED INSPECTORS (WI)	24,578.54	27,108.31	41,724.00	14,615.69
2-62-111-35 SALARY -Mowing	19,743.07	19,951.84	35,736.00	15,784.16
2-62-130-17 CPP/EI - AF	3,439.21	3,576.14	4,412.00	835.86
2-62-130-33 CPP/UIC - WI	1,763.53	1,991.42	3,197.00	1,205.58
2-62-130-35 CPP/UIC - Mowing	1,441.43	1,503.65	2,738.00	1,234.35
2-62-132-17 BENEFITS - AF	4,237.30	4,181.74	6,240.00	2,058.26
2-62-134-17 LAPP - AF	5,125.92	5,108.48	7,663.00	2,554.52
2-62-135-17 WCB-AF	1,220.61	495.21	1,150.00	654.79
2-62-135-33 WCB - WEED INSPECTION	873.75	434.96	1,007.00	572.04
2-62-135-35 WCB - Mowing	1,150.62	401.50	929.00	527.50
2-62-135-36 WCB - Brushing		147.23	341.00	193.77
2-62-136-33 GROUP RRSP - WI	491.57	542.17	835.00	292.83
2-62-136-35 GROUP RRSP - Mowing	394.86	399.04	715.00	315.96
2-62-141-17 STAFF TRAINING - AF		75.00	700.00	625.00
2-62-151-16 BOARD MEMBERS - PER DIEMS	7,200.00	2,750.00	10,000.00	7,250.00
2-62-211-16 LODGING & MILEAGE - ASB	5,591.31	96.38	6,000.00	5,903.62
2-62-213-17 MEAL ALLOWANCE - AF	128.57	90.00	1,000.00	910.00
2-62-214-16 CONFERENCE FEES - ASB	335.00	512.50	2,500.00	1,987.50
2-62-214-17 CONFERENCE FEES - AF	50.00	337.50	2,000.00	1,662.50
2-62-215-16 FREIGHT- ASB	1,483.67	281.58	1,800.00	1,518.42
2-62-217-16 TELEPHONE - ASB	516.21	463.32	2,800.00	2,336.68
2-62-219-33 GPS Equipment & Fees	1,680.00	1,317.44	3,000.00	1,682.56
2-62-221-16 ADVERTISING - ASB		733.00	1,500.00	767.00
2-62-251-33 REPAIRS & MTNCE - WEED INSPECTOR VEHICLES	2,584.32	407.30	1,000.00	592.70
2-62-251-35 Repairs - Heavy Equipment	1,056.19	17,683.85	14,000.00	(3,683.85)
2-62-253-41 REPAIRS - RENTAL EQUIPMENT	549.00	61.03	6,500.00	6,438.97
2-62-256-35 ROADSIDE SPRAYING CONTRACTING	23,809.87	31,270.80	33,108.00	1,837.20
2-62-274-16 INSURANCE - ASB	(178.00)	5,516.03	5,800.00	283.97
2-62-510-16 OFFICE SUPPLIES & SMALL FURNISHINGS- ASB	2,466.36	3,409.22	3,000.00	(409.22)
2-62-520-33 Small Tools & Supplies -WEED INSPECTION	668.31	497.41	500.00	2.59



MD of Fairview
 Monthly Financial Statement
 For the Eight Months Ending August 31, 2021

	<u>2020</u>	<u>2021 YTD</u>	<u>2021 Budget YTD</u>	<u>Variance</u>
2-62-520-35 SUPPLIES- TOOLS GRASS SEED/FERTILIZER		58.24	300.00	241.76
2-62-520-49 SUPPLIES - AG PEST PROGRAMS		12.40	100.00	87.60
2-62-521-16 FUEL - AF Vehicle UNIT #300 only	749.60	545.50	2,000.00	1,454.50
2-62-521-33 FUEL-Weed Inspector Vehicles	1,312.34	1,051.04	2,000.00	948.96
2-62-521-35 FUEL & OIL - Mowing	4,137.55	1,255.84	6,500.00	5,244.16
2-62-524-33 TIRES/TIRE REPAIR - WI VEHICLES		2,561.24	2,800.00	238.76
2-62-531-35 HERBICIDES	33,179.00	42,779.62	39,190.00	(3,589.62)
2-62-770-40 GRANT - TO ORGANIZATIONS	48,949.00	20,806.50	26,950.00	6,143.50
2-62-770-41 V.S.I. GRANT	23,900.00	12,100.00	20,300.00	8,200.00
2-62-135-20 WCB - SOIL CONSERVATION PRGM	124.02			
2-62-135-49 WCB-BLACK LEG INSPECTOR	138.66			
2-62-211-17 LODGING & MILEAGE - AF	1,015.85		2,500.00	2,500.00
2-62-213-16 MEAL ALLOWANCE - ASB	571.43		1,200.00	1,200.00
2-62-223-33 PUBLICATIONS - WEED BROCHURES	62.00		200.00	200.00
2-62-251-16 REPAIRS & MTNCE - Unit #300 only	189.81		800.00	800.00
2-62-540-35 UTILITIES - MOWING	42.00		200.00	200.00
2-62-540-40 UTILITIES - RESEARCH FARM	(46.38)			
2-62-111-36 SALARY - Brushing			24,508.00	24,508.00
2-62-130-36 CPP/UIC - Brushing			1,878.00	1,878.00
2-62-132-36 AMEB BENEFITS			712.00	712.00
2-62-134-36 Employer's Share LAPP - Brushing			2,478.00	2,478.00
2-62-141-33 STAFF TRAINING - WI WORKSHOP			300.00	300.00
2-62-216-16 POSTAGE/FREIGHT - ASB			400.00	400.00
2-62-252-35 BLDG MAINT - CHEM SHED			200.00	200.00
2-62-256-49 CONTRACTED - PEST CONTROL			3,500.00	3,500.00
2-62-518-16 PUBLIC RELATIONS - Farm Family Awards			2,500.00	2,500.00
2-62-518-40 PUBLIC RELATIONS - FIELD DAY / MTGS			1,500.00	1,500.00
2-62-519-40 BSE/SCRAPPIE TESTING			1,000.00	1,000.00
2-62-521-36 FUEL & OIL - Brushing			2,000.00	2,000.00
2-62-524-17 TIRES/TIRE REPAIR - AF VEHICLE			100.00	100.00
2-62-540-16 UTILITIES - ASB			2,000.00	2,000.00
2-62-764-33 TRANSFER TO RESERVE			2,500.00	2,500.00
2-62-764-35 TRANSFER TO RESERVES			18,000.00	18,000.00
Total ASB	276,345.62	262,630.11	445,684.00	183,053.89
Parks & Recreation:				
2-72-111-00 SALARIES	22,203.98	21,674.25	34,969.00	13,294.75
2-72-130-00 EMPLOYER'S SHARE - CPP/EI	1,516.92	1,505.01	3,091.00	1,585.99
2-72-135-00 WORKERS COMPENSATION BOARD	1,220.56	495.17	1,146.00	650.83
2-72-136-00 EMPLOYER'S SHARE RRSP	177.57	195.84	330.00	134.16
2-72-217-00 TELEPHONE	23.81	23.81	100.00	76.19
2-72-256-00 CONTRACTED SERVICES (GENERAL)	292.50	46.49	500.00	453.51
2-72-274-00 INSURANCE		10,866.06	12,000.00	1,133.94
2-72-520-00 SMALL TOOLS/SUPPLIES	681.42	1,124.38	1,000.00	(124.38)
2-72-521-00 FUEL AND OIL	1,397.91	975.89	2,500.00	1,524.11
2-72-525-00 REPAIRS AND MAINTENANCE	414.61	874.20	1,000.00	125.80
2-72-540-00 UTILITIES	3,511.57	3,524.22	5,000.00	1,475.78
2-72-771-00 PRATT'S LANDING	749.22	582.23	2,000.00	1,417.77
2-72-772-00 MAPLES PARK	1,577.83	675.93	2,000.00	1,324.07
2-72-773-00 GRANTS TO OTHER LOCAL GOVT	114,592.37	108,937.50	240,625.00	131,687.50
2-72-151-00 MEETING FEES (MEMBER AT LARGE)	300.00		600.00	600.00
2-72-770-00 GRANTS TO INDIVIDUALS/ORGS.	2,603.29		47,000.00	47,000.00



MD of Fairview
 Monthly Financial Statement
 For the Eight Months Ending August 31, 2021

	<u>2020</u>	<u>2021 YTD</u>	<u>2021 Budget YTD</u>	<u>Variance</u>
2-72-774-00 PVCRTS ACP GRANT EXPENDITURES	23,515.75			
2-72-764-00 TRANSFER TO OPERATING RESERVE			1,600.00	1,600.00
Total Parks & Recreation	<u>174,779.31</u>	<u>151,500.98</u>	<u>355,461.00</u>	<u>203,960.02</u>
Culture:				
2-74-151-00 MEETING FEES (MEMBER AT LARGE)	600.00	500.00	2,250.00	1,750.00
2-74-261-00 RENTAL OF LIBRARY	6,855.97	7,496.21	12,000.00	4,503.79
2-74-750-00 LIBRARY REQUISITION	37,929.98	37,929.98	65,650.00	27,720.02
2-74-770-00 GRANTS TO INDIVIDUALS/ORGS.-CULTURE		90.01	2,000.00	1,909.99
2-74-773-00 GRANTS TO OTHER LOCAL GOVT	12,319.99	13,011.96	6,472.00	(6,539.96)
2-74-764-00 TRANSFER TO OPERATING RESERVE			20,000.00	20,000.00
Total Culture	<u>57,705.94</u>	<u>59,028.16</u>	<u>108,372.00</u>	<u>49,343.84</u>
Total Expenses	<u>3,841,313.58</u>	<u>3,866,650.46</u>	<u>10,802,332.00</u>	<u>6,935,681.54</u>
Net Surplus (Deficit)	<u>3,064,380.83</u>	<u>3,422,636.11</u>		<u>(3,422,636.11)</u>